


## General

### DESCRIPTION

- A. Complete installation of flooring system including interlocking suspended flooring modular tile and the application of game lines and transition materials.
- B. Related work specified under other sections.
  - 1. Installation of concrete sub-floors
  - 2. Thresholds and transitions
  - 3. Game lines and equipment



### QUALITY ASSURANCE

- A. Manufacturer of synthetic flooring shall be an organization specializing in the manufacturing of the products specified in this section.
- B. Manufacturer shall be ISO 9001:2008 Certified to assure proper quality control.
- C. Products specified in this section shall be installed and/or supervised by an authorized factory trained representative.
- D. Installer shall be liable for all matters related to the installation of the products described herein for a period of not less than one year from the date of installation.

### SUBMITTALS


- A. Specification sheets for products proposed for submission.
- B. Submit a sample of specified flooring system showing color and edging system.
- C. Maintenance program and specifications shall be submitted upon completion of installation.

### DELIVERY AND STORAGE

- A. General contractor shall provide a clean and dry area where the materials can be stored until time of installation.
- B. Material shall not be delivered on site until all related work is completed and proper storage facilities can be secured.


## **INSTALLATION**

- A. Prep concrete to accommodate the synthetic flooring products.
- B. Install synthetic flooring products to a pre-approved layout.
- C. Trim modular tiles to within  $\frac{3}{4}$ " to any wall or obstruction to prevent any potential buckling issues.
- E. Game Line application
  - 1. Use only 3M 2090 tape for masking game lines or any other tape that is approved by flooring supplier.
  - 2. Lines shall be primed and painted using primer and recommended two part polyurethane paint as indicated on layout drawings.
- F. Ramp Edging (optional) should be attached to edge of court where applicable.
- G. Remove all excess waste and materials from area of work. Dispose of empty containers in accordance with federal and local statutes.
- H. Keep all trades off of flooring area for a period of 72 hours to allow for proper paint cure.



## **PRODUCT TEST RESULTS**

- A. Flame Spread Index (ASTM E 84): 90
- B. Smoke Generation (ASTM E 84): 90
- C. Friction (ASTM C 1028): Dry – 0.68, Wet – 0.67
- D. Compression vs. Crush (ASTM D 3998): No Break
- E. Noise Reduction Coefficient (ASTM C 423): 5-10
- F. Rolling Load (DIN 18032-02): Pass
- G. Standard Deformation (DIN 18032-02): 0.9mm
- H. Ball Rebound (DIN 18032-02): 98%
- I. Load Bearing Capacity (DIN 18032-02): 180 psi
- J. R-Value:  $x < 1$
- K. Flatness: 0.0mm
- L. Lateral Movement: 0.00" – 0.035"



## **SANITARY INFORMATION**

- A. Fungus Resistance (ASTM G 21): No Growth
- B. Resistant to the following:
  - 1. Bacteria and Mildew
  - 2. Staphylococcus
  - 3. Klebsiella Pnuemoniae
  - 4. Pink Staining Organism
  - 5. STV Reticulum
- C. Tested and Certified by the NSF (National Sanitation Foundation)

## **Execution**

### **INSPECTION**


- A. Inspect concrete slab for proper tolerances, dryness and level. Any discrepancies must be reported in writing to the general contractor.
- B. Concrete slab to be broom cleaned prior to installation of synthetic flooring.
- C. Installer shall document all working conditions prior to the commencement of the installation.

## WORKING CONDITIONS

- A. Synthetic materials shall not be installed until all other trades are completely finished in the synthetic flooring areas.

## WARRANTY

- A. Manufacturer warrants that the materials supplied shall be free from manufacturing defects for a period of ten (10) years from the date of installation as set forth in the manufacturer's standard warranty.
- B. This warranty is expressly limited to the synthetic flooring materials supplied by manufacturer ®. This warranty does not cover damage caused by fire, winds, floods, moisture, chemicals (other than those used for maintenance specified by manufacturer) nor does it apply to damage caused by ordinary wear, misuse, abuse, neglect, faulty building construction faulty subsurface or site preparation, or unprofessional installation.



## Products

### MATERIALS

- A. Outdoor Modular Flooring.
1. Open top design shall be 12" x 12" x 5/8" (304.8mm x 304.8mm x 15.88mm), high impact PP (polypropylene) suspended floor tile with 841 individual support legs.  
Weight: 13 oz. (370.59 g)
- B. Game Line Striping.
1. Primer shall be of formulation specifically for polypropylene priming and adhesion.
  2. Paint shall be two-component polyurethane such as Devoe® Devthane® 379 or the like.